


# MATERIAL GUIDE UNITS

—INDUCTION-HARDENED TYPE—

**RoHS**






**Type fixed to die set**

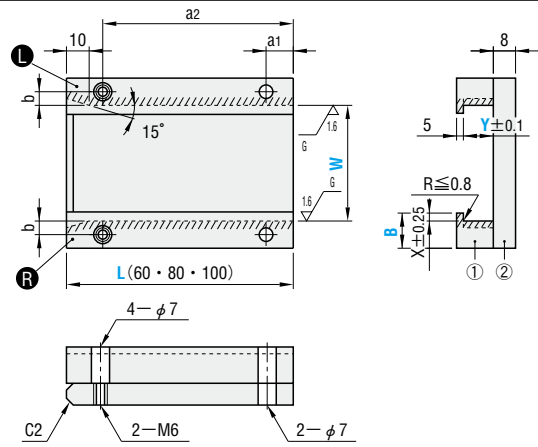
**ZGUA** (Unit)

**ZGUA-R** (Rail)

**ZGUA-L** (Rail)


L	a1	a2
60	10	45
80		65
100		75

 S50C  
 55HRC ~  
 part: Induction-hardened



---

**RoHS**






**Type fixed to die plate**

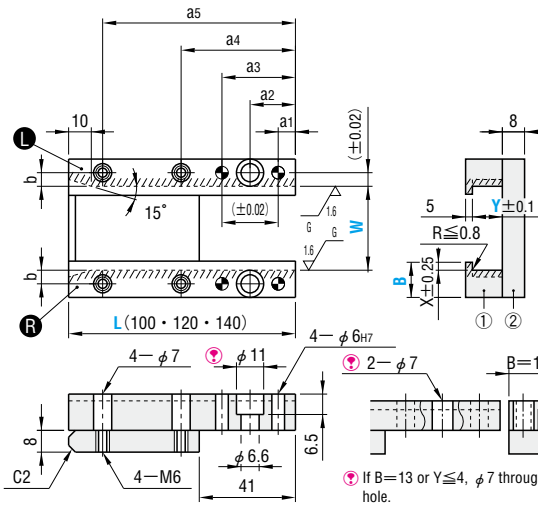
**ZGUB** (Unit)

**ZGUB-R** (Rail)


**ZGUB-L** (Rail)

L	a1	a2	a3	a4	a5
100	8	20	32	50	85
120					105
140					115


 S50C  
 55HRC ~  
 part: Induction-hardened



■ Unit						■ Rail												
Catalog No.		L	Y	W		b	X	Catalog No.		L	Y	b		X				
Type	B			1mm increments	0.1mm increments			Type	B			1mm increments	0.1mm increments					
ZGUA	13	60	1 ~ 30	10 ~ 160	5	3	ZGUA-R	13	60	1 ~ 30	5	3	ZGUA-L	13	60	1 ~ 30	5	3
	16	80			7	3		16	80		7	3		16	80		7	3
	20	100			8	5		20	100		8	5		20	100		8	5
ZGUB	13	100	1 ~ 30	10 ~ 160	5	3	ZGUB-R	13	100	1 ~ 30	5	3	ZGUB-L	13	100	1 ~ 30	5	3
	16	120			7	3		16	120		7	3		16	120		7	3
	20	140			8	5		20	140		8	5		20	140		8	5

 **Order**

Catalog No.	L	Y	W
ZGUA 13	100	22	53.2
ZGUB-R20	140	15	

 **Days to Ship**   
 Quotation

**Price**    Quotation

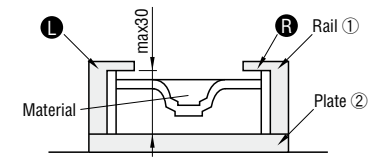
B	Base unit price 1 ~ 9 sets					
	ZGUA L60	ZGUA L80	ZGUA L100	ZGUB L100	ZGUB L120	ZGUB L140
13						
16						
20						

Quotation

B	Base unit price 1 ~ 9 pieces					
	ZGUA-R L60	ZGUA-L L80	ZGUA-L L100	ZGUB-R L100	ZGUB-L L120	ZGUB-L L140
13						
16						
20						

Quotation

## ■ Features

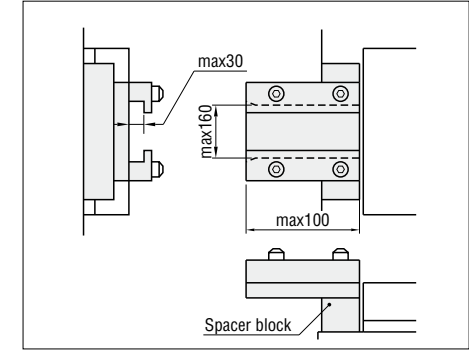


- Because lifting up to 30 mm is possible, can be used for bending, drawing, and other machining.
- When using to match the material width, the rails can also be ordered on their own.



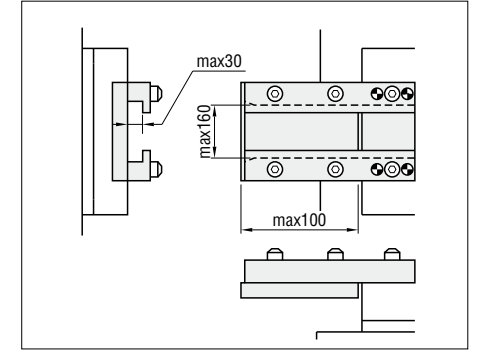
**1 Selecting the unit structure:** Select the unit type according to the die structure, production volume, regrinding frequency, and other factors.

Type fixed to die set



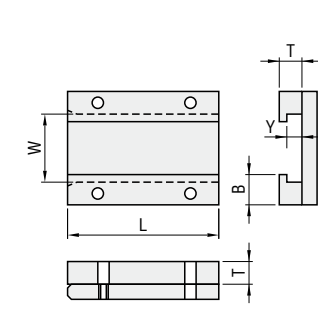
- Fastened by bolts to the die set. (Place a spacer block immediately in front of the die plate.)
- Does not interfere with the layout inside the die.

Type fixed to die plate



- Fastened to the die plate by bolts or dowel pins.
- Requires a relief in the layout inside the die. (The use of a spacer block can prevent interference with parts inside the die.)
- Features excellent reproducibility at reassembly.

**2 dimension selection:** Decide this dimension based on the width of the material used, lift height, and installation conditions.



- Determine the W dimension (material guide width).  
Material width + Material width tolerance +  $\alpha$  (installation accuracy error)
- Determine the Y dimension (groove height).  
Lift height + Material thickness +  $\alpha$
- Determine the T dimension (material guide plate height).  
Determine based on the groove height in ②. However,  $T = Y + 5$
- Determine the L dimension (length of material guide plate).  
Determine the L dimension based on the distance between the feeder and die plate, material width and sheet thickness.  
● Determine the full length dimension (L) based on the full length for a type fixed to the die set, and on the length projecting from the die plate for a type fixed to the die plate.
- Determine the B dimension (width of material guide plate).  
Determine the B dimension with consideration for factors such as the overall balance of the die plate and die, and interference with the sub-guide. Verify that the positions for bolt or dowel pin installation are available.

● Blank for fixing inside the die (Material guide plate)    **Catalog No.** **SBM** (Equivalent to HPM2T) · **SBA** (SKS93)     **P.875**

- This is a blank for the material guide plate blank inside the die.
- The material can be selected according to the conditions.