

WPD 204 2X25/4X16+6X10 2XBL**Weidmüller Interfaces GmbH & Co. KG**

Postfach 3030

32760 Detmold

Tel. +49 5231 14-0

Fax. +49 5231 14-2083

info@weidmueller.com

www.weidmueller.com

Illustrazione del prodotto

I nostri blocchi di ripartizione WPD 1XX sono utilizzati in tutte le situazioni in cui l'alimentazione è fornita e distribuita. Il loro design intuitivo crea una panoramica migliore e consente un'implementazione rapida ed efficiente di una distribuzione dell'energia salvaspazio.

Dati generali per l'ordinazione

Versione	Serie W, Blocco di ripartizione, Sezione di dimensionamento: Collegamento a vite, Guida di supporto / piastra di montaggio
Nr.Cat.	2518330000
Tipo	WPD 204 2X25/4X16+6X10 2XBL
GTIN (EAN)	4050118577020
CPZ	1 Pezzo

WPD 204 2X25/4X16+6X10 2XBL

Weidmüller Interfaces GmbH & Co. KG

Postfach 3030

32760 Detmold

Tel. +49 5231 14-0

Fax. +49 5231 14-2083

info@weidmueller.com

www.weidmueller.com

Dati tecnici

Dimensioni e pesi

Profondità	49 mm	Profondità (pollici)	1,929 inch
Posizione verticale	68 mm	Altezza (pollici)	2,677 inch
Larghezza	63 mm	Larghezza (pollici)	2,48 inch
Peso netto	203 g		

Temperature

Temperatura di magazzino	-25 °C...55 °C	Temperatura d'esercizio continuo, min.	-50 °C
Temperatura d'esercizio continuo, max.	130 °C		

Altri dati tecnici

Istruzioni di montaggio	Guida di supporto / piastra di montaggio	Lati aperti	chiuso
Tipo di montaggio	innestabile		

Dati caratteristici del sistema

Versione	Collegamento a vite	Piastra terminale (necessaria)	No
Numero di potenziali	1	Numero di piani	1
Numero dei punti di serraggio per piano	2	Numero di potenziali per piano	1
Piani ponticellati internamente	Sì	Guida	Piastra di montaggio, TS 35
Funzione PE	No	Funzione PEN	No

Dati dei materiali

Materiale	Wemid	Colori	blu
Classe d'infiammabilità UL 94	V-0		

Dati dimensionamento

Tensione nominale	1.000 V	Tensione AC nominale	1.000 V AC
Tensione DC nominale	1.000 V DC	Corrente nominale	164 A
Norme	IEC 60947-7-1, UL 1059		

Generale

Guida	Piastra di montaggio, TS 35	Istruzioni di montaggio	Guida di supporto / piastra di montaggio
Norme	IEC 60947-7-1, UL 1059	Numero di poli	2

Conduttori allacciabili (collegamento di dimensionamento)

Direzione di collegamento	Nessuno, laterale	Tipo di collegamento	Collegamento a vite
---------------------------	-------------------	----------------------	---------------------

Classificazioni

ETIM 6.0	EC000897	ETIM 7.0	EC000897
ETIM 8.0	EC000897	ECLASS 9.0	27-14-11-20
ECLASS 9.1	27-14-11-20	ECLASS 10.0	27-14-11-20
ECLASS 11.0	27-14-11-20	ECLASS 12.0	27-14-11-20

WPD 204 2X25/4X16+6X10 2XBL

Weidmüller Interfaces GmbH & Co. KG

Postfach 3030

32760 Detmold

Tel. +49 5231 14-0

Fax. +49 5231 14-2083

Dati tecnici

info@weidmueller.comwww.weidmueller.com

Conformità ambientale del prodotto

REACH SVHC	Lead 7439-92-1
SCIP	9b5f0838-1f0b-4c14-9fc7-3f5e6ee75be2

Nota importante

Informazioni sul prodotto La presa è conforme alla classe di infiammabilità V-2 secondo UL94.

Omologazioni

Omologazioni



ROHS Conforme

Download

Omologazione/Certificato/Documento di conformità	Attestation of Conformity CB Certificate DNV Certificate UKCA declaration of conformity
Documentazione utente	StorageConditionsTerminalBlocks DATA SHEET WPD 204
Cataloghi	Catalogues in PDF-format

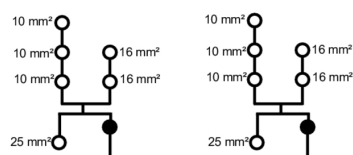
WPD 204 2X25/4X16+6X10 2XBL**Weidmüller Interfaces GmbH & Co. KG**

Postfach 3030

32760 Detmold

Tel. +49 5231 14-0

Fax. +49 5231 14-2083

info@weidmueller.comwww.weidmueller.com**Disegni**

Power distribution

Screw connection

W-Series

WPD 104 1x25+1x16/2x16+3x10



WPD 104

25 mm²

WPD 204

25 mm²

Width / Height / Depth	mm
max. current / max. conductor	A/mm ²
max. clamping range	mm ²

31.5 / 49 / 68	10 mm ²	16 mm ²	25 mm ²
101 / 25			
1.5...25			

63 / 49 / 68	10 mm ²	16 mm ²	25 mm ²
101 / 25			
1.5...25			

Technical data

Rated data		
Rated voltage	V	
Rated current	A	
for wire cross-section	25 mm ²	mm ²
Rated impulse withstand voltage / Pollution severity		
Overvoltage category / UL 94 flammability rating		
Approvals		
Clamped conductors (H05V/H07V)		
Solid / Stranded	25 mm ²	mm ²
	16 mm ²	mm ²
	10 mm ²	mm ²
	25 mm ²	mm ²
Flexible with ferrule	16 mm ²	mm ²
	10 mm ²	mm ²
	25 mm ²	mm/-
	16 mm ²	mm/-
Stripping length / Blade size	10 mm ²	mm/-
	16 mm ²	mm/-
Tightening torque	Nm	
Note		

IEC 60947-7-1 (Cu), UL 1059 (Cu+Al)

IEC	UL	CSA	EN 60079-7
1000	600	600	550
101	85	85	101
25	AWG 12...4	AWG 12...4	25
8 kV / 3			
III / V-0			

Rated connection	
2.5...25 / 2.5...25	
1.5...16 / 1.5...16	
1.5...10 / 1.5...10	
1.5...16	
1.5...10	
1.5...6	
12 / M5	
14 / M6	
19 / M6	

see appendix at the end of the chapter

IEC 60947-7-1 (Cu), UL 1059 (Cu+Al)

IEC	UL	CSA	EN 60079-7
1000	600	600	550
101	85	85	101
25	AWG 12...4	AWG 12...4	25
8 kV / 3			
III / V-0			

Rated connection	
2.5...25 / 2.5...25	
1.5...16 / 1.5...16	
1.5...10 / 1.5...10	
1.5...16	
1.5...10	
1.5...6	
12 / M5	
14 / M6	
19 / M6	

see appendix at the end of the chapter

Ordering data

Version	
	grey
	blue
	red
	black
Note	

Type	Qty.	Order No.
WPD 104 1x25+1x16/2x16+3x10 GY	1	1562000000
WPD 104 1x25+1x16/2x16+3x10 BL	1	2518250000
WPD 104 1x25+1x16/2x16+3x10 RD	1	2725260000
WPD 104 1x25+1x16/2x16+3x10 BK	1	2725360000

Type	Qty.	Order No.
WPD 204 2x25/4x16+6x10 2XGY	1	1562150000
WPD 204 2x25/4x16+6x10 2XBL	1	2518330000
WPD 204 2x25/4x16+6x10 2XRD	1	2725290000
WPD 204 2x25/4x16+6x10 2XBK	1	2725390000

Accessories

Cross connection	
	2-pole
	3-pole
End bracket	
	dark beige
	dark beige
Screwdriver	
	SET

Type	Qty.	Order No.
WQB WPD X04/2	20	1561980000
WQB WPD X04/3	20	1561990000
WEW 35/2	100	1061200000
AEB 35 SC/1	50	1991920000
SDK PZ2 X 100	1	2749450000
SK WSD-S 1,5-10,0	1	9008850000

Type	Qty.	Order No.
WEW 35/2	100	1061200000
AEB 35 SC/1	50	1991920000
SDK PZ2 X 100	1	2749450000
SK WSD-S 1,5-10,0	1	9008850000

WPD 304 25 mm²




94.5 / 49 / 68
101 / 25
1.5...25



IEC 60947-7-1 (Cu), UL 1059 (Cu+Al)			
IEC	UL	CSA	EN 60079-7
1000	600	600	550
101	85	85	101
25	AWG 12...4	AWG 12...4	25
8 kV / 3			
III / V-0			
Rated connection			
2.5...25 / 2.5...25			
1.5...16 / 1.5...16			
1.5...10 / 1.5...10			
1.5...16			
1.5...10			
1.5...6			
12 / M5			
14 / M6			
19 / M6			
see appendix at the end of the chapter			

Type	Qty.	Order No.
WPD 304 3X25/6X16+9X10 3XGY	1	1562160000
WPD 304 3X25/6X16+9X10 3XBL	1	2518340000
WPD 304 3x25/6x16+9x10 3xRD	1	2725300000
WPD 304 3x25/6x16+9x10 3xBK	1	2725400000





Type	Qty.	Order No.
WEW 35/2	100	1061200000
AEB 35 SC/1	50	1991920000
SDK PZ2 X 100	1	2749450000
SK WSD-S 1,5-10,0	1	9008850000



B

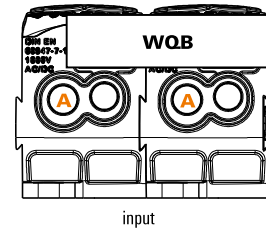
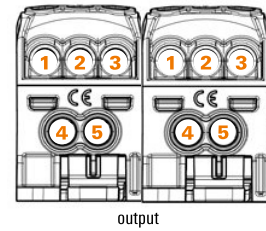














Conductor connection data according to IEC 60947-7-1 (Cu), UL 1059 (Cu+Al)

connection point A				
Input	Copper		Aluminium*	
				
25 mm²	2,5 Nm		5,1 Nm	
16 mm²		2,5 Nm		5,1 Nm
10 mm²				
6 mm²				
4 mm²				
2,5 mm²				
1,5 mm²				
Stripping lengths	19 mm			
Allen screw	M6			

* Values according to UL 1059

* Values according to UL 1059



Output	connection point 1/2/3				connection point 4/5				connection point B			
	Copper		Aluminium*		Copper		Aluminium*		Copper		Aluminium*	
												
16 mm ²	2 Nm	2 Nm	5,1 Nm		2,5 Nm	2,5 Nm	5,1 Nm	5,1 Nm	2,5 Nm	2,5 Nm	5,1 Nm	
10 mm ²												
6 mm ²												
4 mm ²												
2.5 mm ²												
1.5 mm ²												
Stripping lengths	12 mm				14 mm				19 mm			
Allen screw	M5				M6				M6			
* Values according to UL 1059												

* Values according to UL 1059



Stranded



Solid

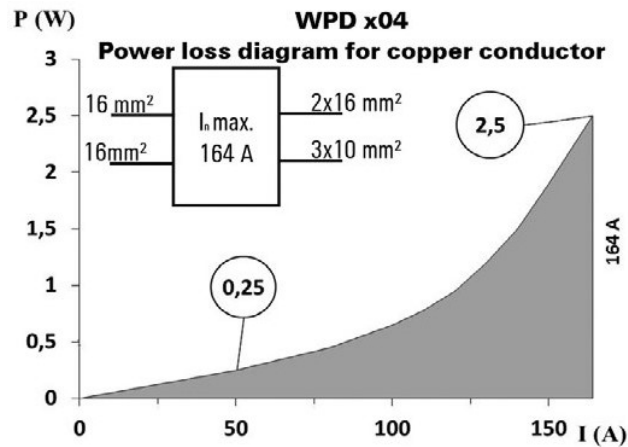


Flexible with ferrule



















Sector shaped

B



UL Rating data according to UL 1059

Certificate no. (UR)		XCFR2.E60693			
connection point A					
Input (line)	Copper		Aluminium		
					
AWG 4	22.1 Lb In.	22.1 Lb In.	45.1 Lb In.	45.1 Lb In.	
AWG 6					
AWG 8					
AWG 10					
AWG 12					
max. current	85 A	65 A	65 A	50 A	
Voltage size B,C (UR)	600 V				

output (load)	connection point 1/2/3				connection point 4/5				connection point B			
	Copper		Aluminium		Copper		Aluminium		Copper		Aluminium	
												
AWG 4	22.1 Lb In.	22.1 Lb In.	45.1 Lb In.	22.1 Lb In.	22.1 Lb In.	22.1 Lb In.	45.1 Lb In.	45.1 Lb In.	22.1 Lb In.	22.1 Lb In.	45.1 Lb In.	22.1 Lb In.
AWG 6												
AWG 8												
AWG 10												
AWG 12												
AWG 14												
AWG 16												
max. current	65 A	50 A	50 A		85 A	65 A	65 A	50 A	65 A	50 A	50 A	
Voltage size B,C (UR)	600 V											



Mehrdrähtig



Eindrähtig



Feindrähtig mit Aderendhülle

CSA-Bemessungsdaten nach CSA 22.2 Nr. 158

Certificate No. (CSA)		269832			
	Input	Output			
	CP* A	CP* 1/2/3	CP* 4/5	CP* B	
AWG 4	2,5 Nm.				
AWG 6					
AWG 8		2,5 Nm	2,5 Nm	2,5 Nm	
AWG 10					
AWG 12					
AWG 14					
AWG 16					
max. current	85 A	50 A	50 A	65 A	
Voltage size C (CSA)	600 V				
* CP - connection point					

B

